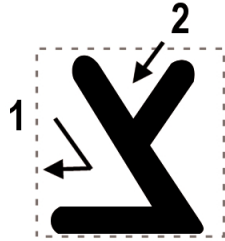





Tsade Writing Practice

“Ts” as in nuts



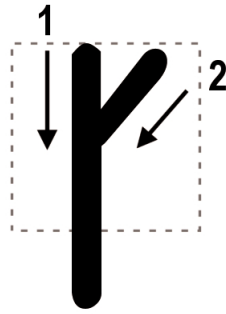
Tsade Writing Practice

“Ts” as in nuts



Final Tsade Writing Practice

“Ts” as in nuts



Handwriting practice lines for the final Tsade letter. The first row contains five letters: four hollow outlines and one solid black letter. The second row contains three hollow outlines. The third row contains two hollow outlines. The fourth row contains one hollow outline. The remaining three rows are empty for independent practice. A vertical pink line is on the right side of the page.

Final Tsade Writing Practice

“Ts” as in nuts

