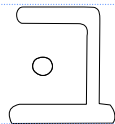
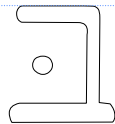
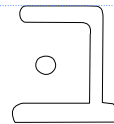
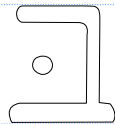
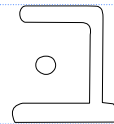
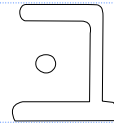
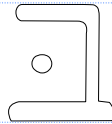

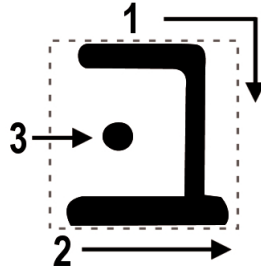


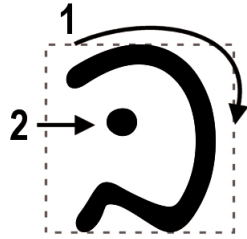
Bet Writing Practice

“b” as in *boy*
no dot – “v” as in *vine*



Bet Writing Practice

“b” as in boy
no dot – “v” as in vine



Handwriting practice lines for the Hebrew letter Bet. Each line consists of a top blue dashed line, a middle blue solid line, and a bottom blue dashed line. A vertical pink line is on the right side of the page.

Row 1: Four Bet characters. The first three are hollow outlines, and the fourth is a solid black letter.

Row 2: Three hollow outline Bet characters.

Row 3: Two hollow outline Bet characters.

Row 4: One hollow outline Bet character.