
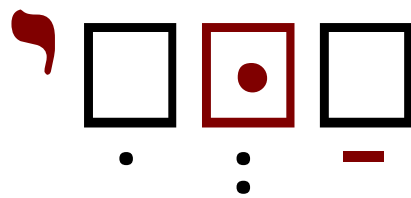




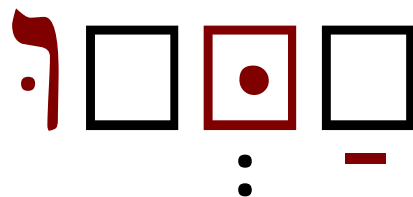
Piel Imperative (2p)

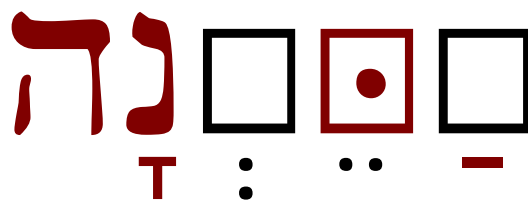
Singular צוּוּי – יַחֲדִיד

 אַתָּה

 אַתְּ

Plural צוּוּי – רַבִּים

 אַתֶּם

 אַתֶּן



Piel Imperative Verb Table

The Piel Imperative is formed by removing the prefixes from the second person Piel Imperfect forms:

Piel Imperative Verbs (strong)				
Second person direct commands, intensive active voice...				
Drop -ה prefix from second person Piel imperfect forms:				
	<i>Imperfect</i>	<i>Imperative</i>	<i>example</i>	
2ms		→		שָׁמֹר - keep guard!
2fs		→		שָׁמְרִי - keep guard!
2mpl		→		שָׁמְרוּ - keep watch, guard!
2fpl		→		שָׁמְרוּנָה - watch, be careful!

Piel Imperative Suffixes

-	you ms	ו -	you (mpl)
י -	you fs	נָה -	you (fpl)

Grammatical Notes:

- The letter Hey (ה-) *may* be added as a suffix to the 2m singular form.
- Weak verbs (i.e., those with one or more guttural letter in the root) will be conjugated differently (more later, IY"H).



Definition and Examples

The Piel Imperative form expresses commands directed to another person(s), and therefore it is always expressed in the second person singular or plural. Examples would be "Be brave" (spoken to an individual) or "Lift up the LORD your God" (spoken to a group).

Piel Imperative Examples:

1. דְּבַרְוּנָא בְּאָזְנֵי פַרְעֹה

"Please speak (piel imper mpl) in the ears of Pharaoh..." (Exod. 50:4)